



Fall 2020 Individual Report FAS-GOV 1292-Politics in Brazil 001 Jessie Bullock

Project Title: **2020 Fall Harvard FAS Course Evaluation**

Course Audience: **16**
Responses Received: **13**
Response Ratio: **81%**

Report Comments

Note:

The order that the questions appear on this report is not the same as the way the questions were displayed to students. The order has been changed to make the report more readable.

Creation Date: **Monday, January 4, 2021**

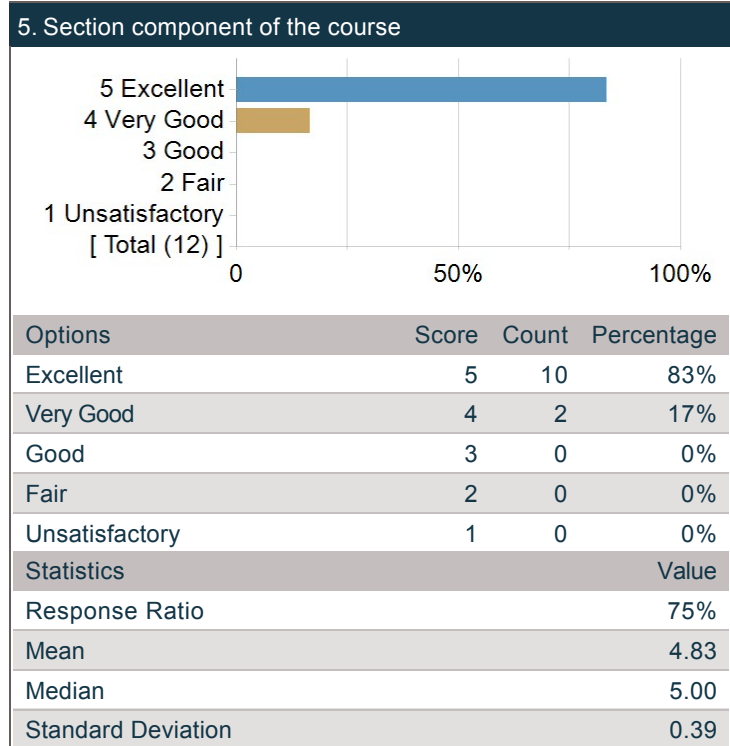
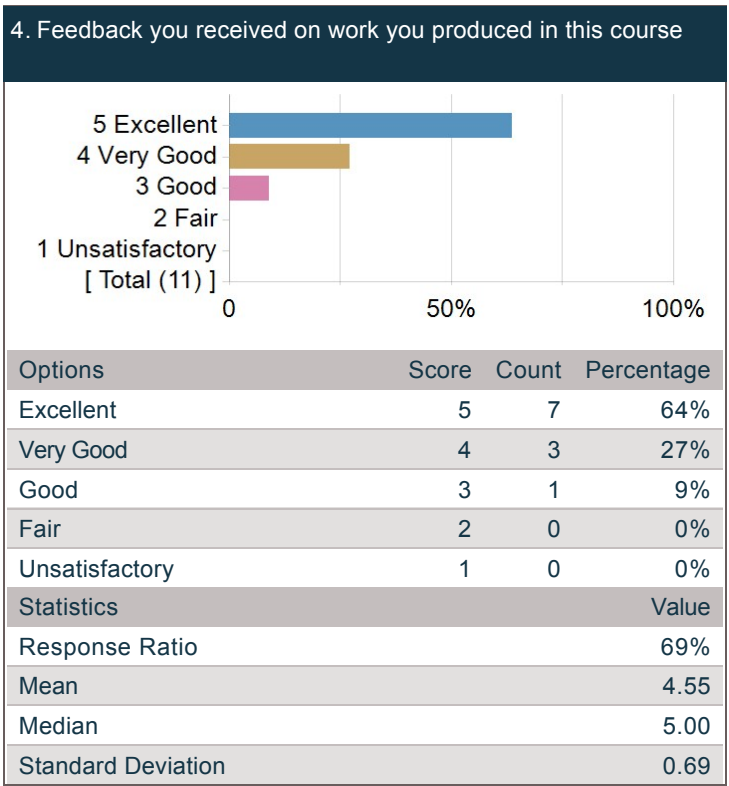
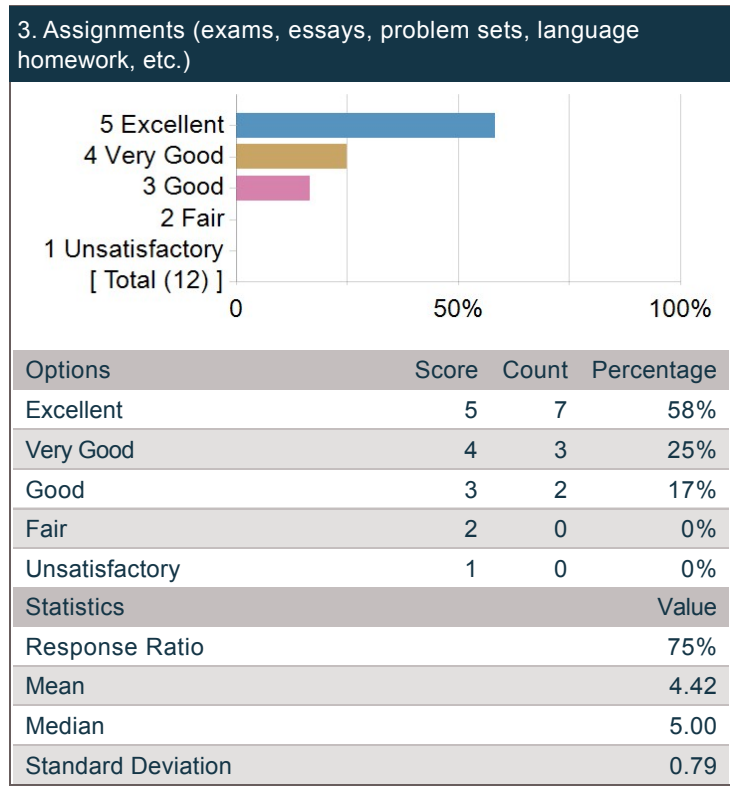
General Course Questions

Course General Questions

	Count	Excellent	Very Good	Good	Fair	Unsatisfactory	Course Mean	FAS Mean
Evaluate the course overall.	12	58%	25%	8%	8%	0%	4.33	4.26
Course materials (readings, audio-visual materials, textbooks, lab manuals, website, etc.)	12	75%	8%	8%	8%	0%	4.50	4.25
Assignments (exams, essays, problem sets, language homework, etc.)	12	58%	25%	17%	0%	0%	4.42	4.10
Feedback you received on work you produced in this course	11	64%	27%	9%	0%	0%	4.55	4.11
Section component of the course	12	83%	17%	0%	0%	0%	4.83	4.22

Course

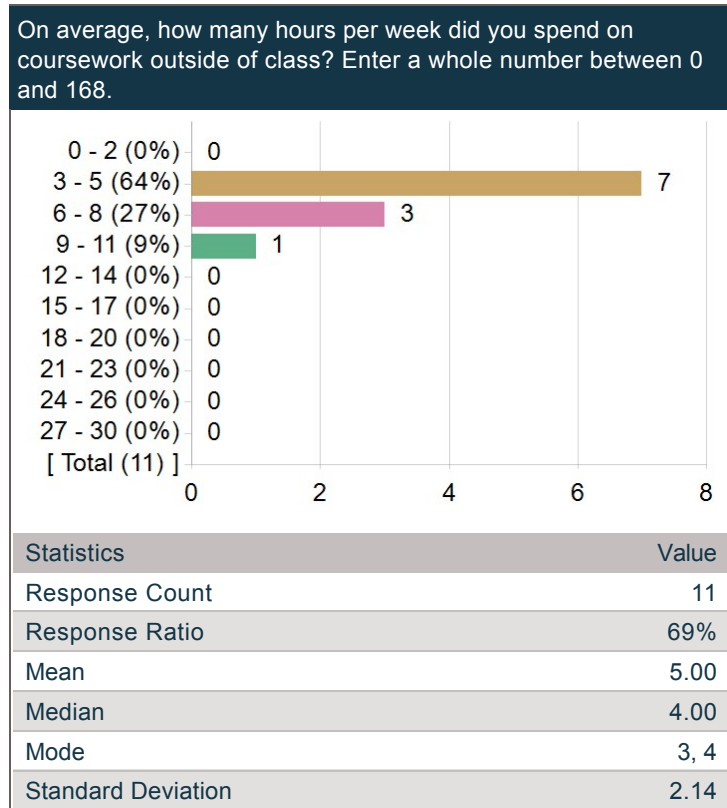
1. Evaluate the course overall.				2. Course materials (readings, audio-visual materials, textbooks, lab manuals, website, etc.)			
Options	Score	Count	Percentage	Options	Score	Count	Percentage
Excellent	5	7	58%	Excellent	5	9	75%
Very Good	4	3	25%	Very Good	4	1	8%
Good	3	1	8%	Good	3	1	8%
Fair	2	1	8%	Fair	2	1	8%
Unsatisfactory	1	0	0%	Unsatisfactory	1	0	0%
Statistics			Value	Statistics			Value
Response Ratio			75%	Response Ratio			75%
Mean			4.33	Mean			4.50
Median			5.00	Median			5.00
Standard Deviation			0.98	Standard Deviation			1.00



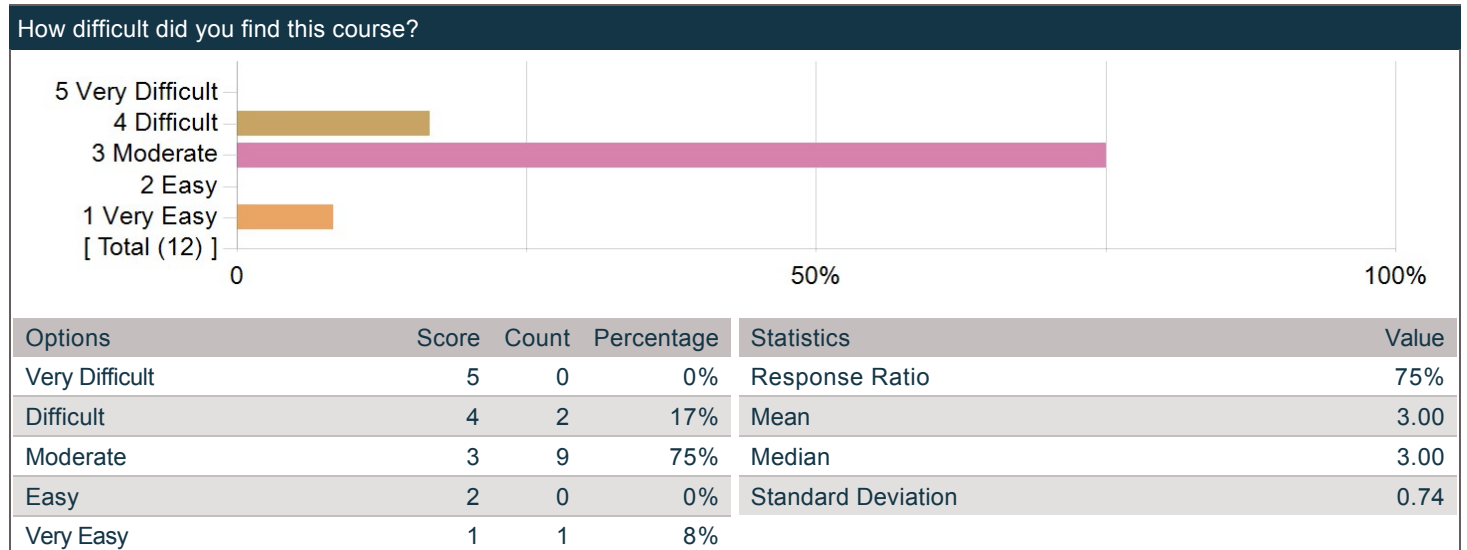
Requirements - What did this course require of you?

On average, how many hours per week did you spend on coursework outside of class? Enter a whole number between 0 and 168.

Frequency chart and mean excludes students who answered 31 or more hours.



How difficult did you find this course?

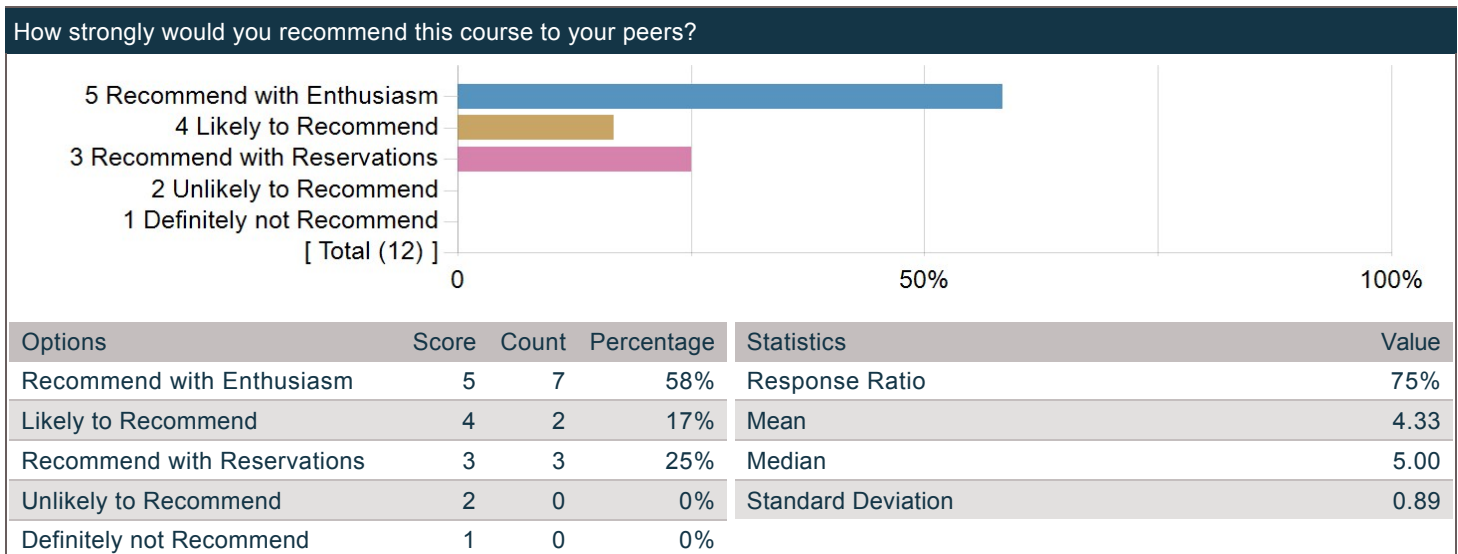


What was/were your reason(s) for enrolling in this course? (Please check all that apply)

Options	Count
Elective	5
Concentration or Department Requirement	8
Secondary Field or Language Citation Requirement	0
Undergraduate General Education Requirement	0
Expository Writing Requirement	0
Foreign Language Requirement	0
Pre-Med Requirement	0
Divisional Distribution Requirement	0
Quantitative Reasoning with Data Requirement	0

Recommendations - Would you recommend this course?

How strongly would you recommend this course to your peers?

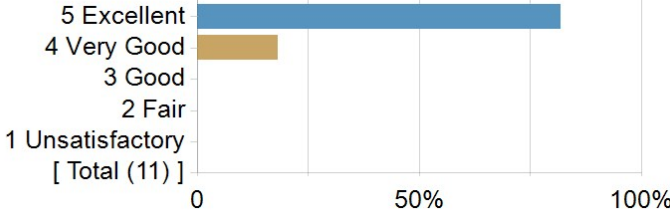
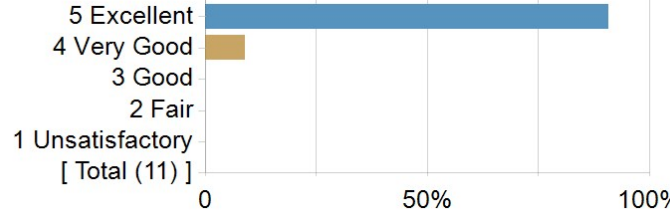
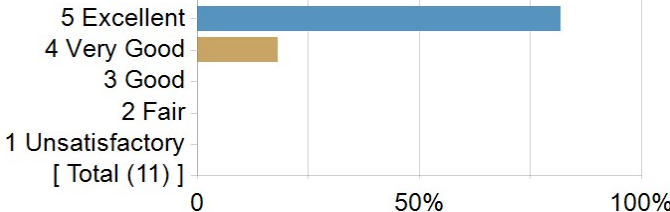
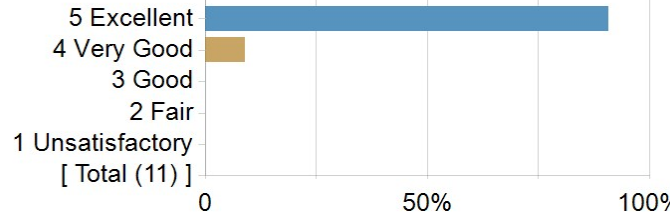


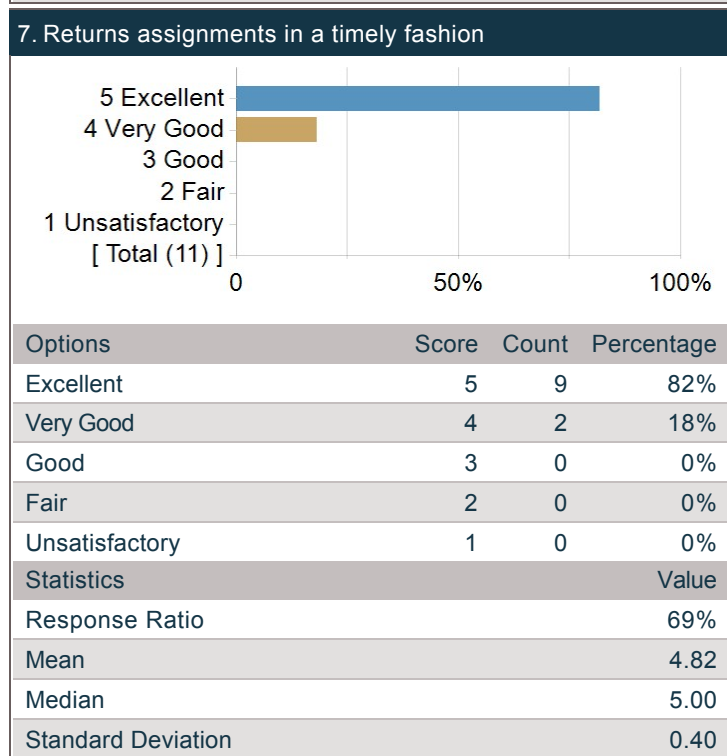
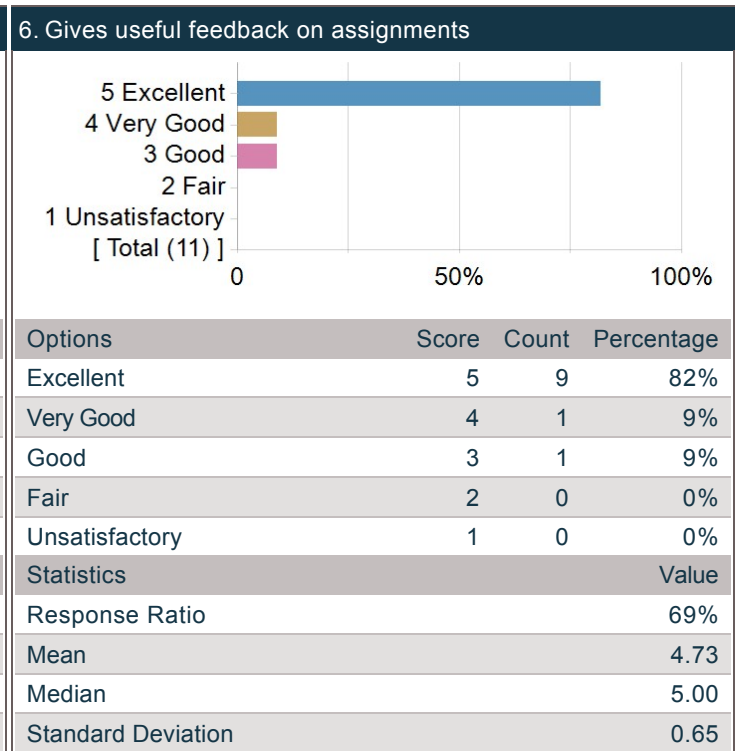
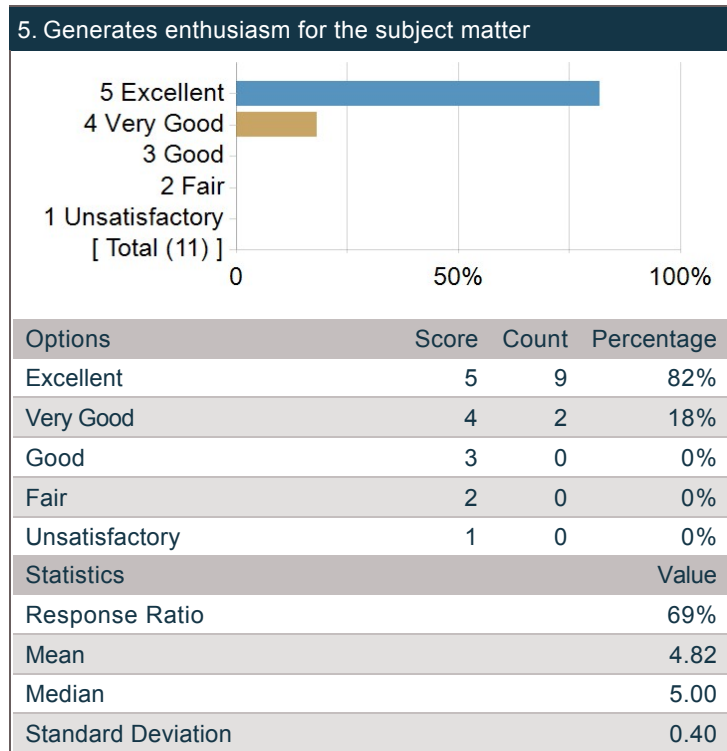
Evaluation of Section Leaders

Section Leader Questions

	Count	Excellent	Very Good	Good	Fair	Unsatisfactory	Instructor Mean	FAS Mean
Evaluate your Section Leader overall.	11	82%	18%	0%	0%	0%	4.82	4.61
Gives effective lectures or presentations, if applicable	11	91%	9%	0%	0%	0%	4.91	4.53
Facilitates discussion and encourages participation	11	82%	18%	0%	0%	0%	4.82	4.53
Is accessible outside of class (including after class, office hours, e-mail, etc.)	11	91%	9%	0%	0%	0%	4.91	4.66
Generates enthusiasm for the subject matter	11	82%	18%	0%	0%	0%	4.82	4.51
Gives useful feedback on assignments	11	82%	9%	9%	0%	0%	4.73	4.54
Returns assignments in a timely fashion	11	82%	18%	0%	0%	0%	4.82	4.53

Section Leader

1. Evaluate your Section Leader overall.					2. Gives effective lectures or presentations, if applicable				
									
Options	Score	Count	Percentage		Options	Score	Count	Percentage	
Excellent	5	9	82%		Excellent	5	10	91%	
Very Good	4	2	18%		Very Good	4	1	9%	
Good	3	0	0%		Good	3	0	0%	
Fair	2	0	0%		Fair	2	0	0%	
Unsatisfactory	1	0	0%		Unsatisfactory	1	0	0%	
Statistics				Value	Statistics				Value
Response Ratio				69%	Response Ratio				69%
Mean				4.82	Mean				4.91
Median				5.00	Median				5.00
Standard Deviation				0.40	Standard Deviation				0.30
3. Facilitates discussion and encourages participation					4. Is accessible outside of class (including after class, office hours, e-mail, etc.)				
									
Options	Score	Count	Percentage		Options	Score	Count	Percentage	
Excellent	5	9	82%		Excellent	5	10	91%	
Very Good	4	2	18%		Very Good	4	1	9%	
Good	3	0	0%		Good	3	0	0%	
Fair	2	0	0%		Fair	2	0	0%	
Unsatisfactory	1	0	0%		Unsatisfactory	1	0	0%	
Statistics				Value	Statistics				Value
Response Ratio				69%	Response Ratio				69%
Mean				4.82	Mean				4.91
Median				5.00	Median				5.00
Standard Deviation				0.40	Standard Deviation				0.30



Section Leader Comments

Please comment on your Section Leader's teaching.

Comments
Amazing Section Leader! She was a great teacher, really understanding and always willing to help!
Jessie was fantastic! She made section super engaging and always helped us break down the material we learned into digestible pieces. She gave great feedback on assignments and was always available to help us through the writing process or provide support when needed.
Jessie was always excited about section and able to encourage discussion! I appreciate her asking students about any confusion and helping us with worksheets and notes.
Probably the best TF I've ever had – was always accessible for meetings, and broke down complicated course material in a way that was so easy to understand. Gave really great feedback on assignments too.
Jessie has been by far one of the best TF's I have had at Harvard. If you ever see her teaching a class, take it!!!
Her final lecture was amazing and opened my eyes about police brutality and the structure of the prison system in Brazil. She was also very understanding and patience with my delay in submitting one of the assignments due to personal reasons, and I am very thankful for that.
Jessie is amazing!!!! I would take 1000 classes with her. I hope that she will get a permanent position in Harvard faculty.
Jessie did such an amazing job at holding sections and reinforcing and expanding upon the subjects we learned in class. She is very understanding, and a very nice person as well. I really enjoyed the section in this class, and appreciate all of Jessie's efforts. She was always available to meet, and gave great feedback and ideas on papers and projects.
Jessie is incredible. I always felt like I could approach her if I was struggling with something or was having a hard time. Super flexible, caring, and knowledgable about Brazil